



Set includes 2 PSD Files / Fully Layered
3500x2300 resolution 11,6x7,6 inches 300dpi)

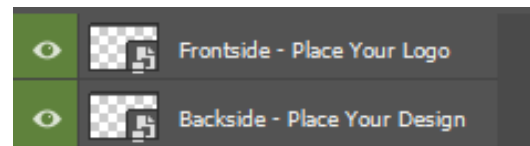
Dear friend,

We are very honoured by your purchase. Designing this item was a delight, and we hope you'll enjoy customising it. Is there anything you would like to see in our Graphic River shop? Please let us know via email.

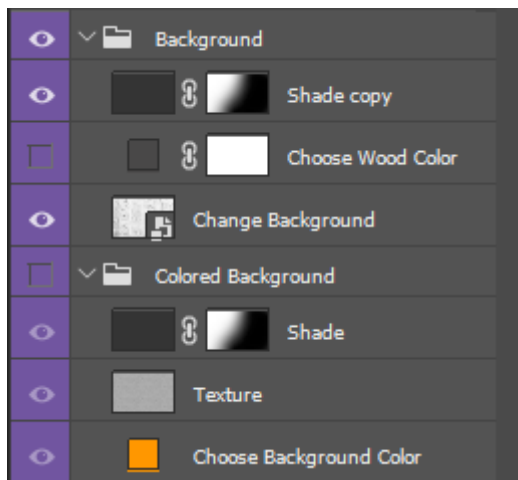
HOW TO EDIT YOUR MOCKUP

HOW TO PLACE YOUR DESIGN

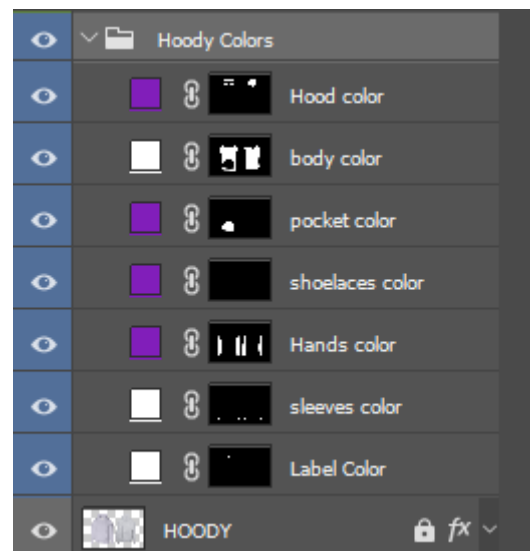
1. Right click on the Smart Object Layer with "GREEN LABEL" (named "Frontside" or "Backside"), choose "Edit Contents".
2. When new .psb file opens, paste your photo into it.
3. After you finish, "Save" and "Close" .psb window.
4. Those changes will be reflected upon returning to your main psd file.



CHOOSE & EDIT BACKGROUND



CHOOSE & EDIT HOODY COLOR



Please rate if you like this item
Thank you ;-)